

Hockenheimring, Length: 4574 m

# ADAC Formel 4

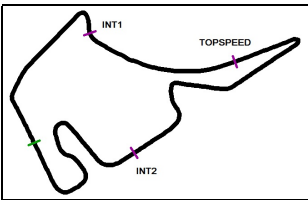
## Driver Cup Race 3

Provisional



Sunday 2.October 2016 15:15

Rank	Name, Nation	Total	Oschersleben			Sachsenring			Lausitzring			Oschersleben			Red Bull Ring			Nürburgring			Zandvoort			Hockenheim		
			Race 1	Race 2	Race 3	Race 1	Race 2	Race 3	Race 1	Race 2	Race 3	Race 1	Race 2	Race 3	Race 1	Race 2	Race 3	Race 1	Race 2	Race 3	Race 1	Race 2	Race 3	Race 1	Race 2	Race 3
1	Mawson Joey (DEU)	374.0	25.0	25.0	18.0	18.0	15.0	25.0	8.0	18.0		25.0	25.0		12.0	25.0	15.0	18.0	25.0		25.0		2.0	25.0	25.0	
2	Schumacher Mick (DEU)	322.0	12.0	12.0	25.0	12.0	18.0	12.0	25.0	8.0	15.0	18.0		8.0		18.0	25.0		18.0	15.0	15.0	4.0	8.0	4.0	25.0	
3	Ortmann Mike David (DEU)	247.0		15.0		25.0	25.0	6.0	2.0	12.0	15.0	8.0	15.0		6.0	18.0	10.0	15.0		8.0	18.0	25.0		18.0		6.0
4	Preining Thomas (AUT)	180.5	8.0		15.0				15.0	6.0	4.0	18.0		10.0	25.0			4.0	6.0	25.0		6.0	0.5	10.0	18.0	10.0
5	Schramm Kim Luis (DEU)	176.0	18.0	18.0	8.0	15.0		10.0	4.0	10.0	12.0	1.0	4.0	25.0	15.0	10.0			4.0	4.0			5.0	1.0		12.0
6	Vips Juri (ITA)	138.0	2.0				4.0		6.0						18.0	12.0	8.0	10.0	18.0	15.0	10.0	4.0	1.0	15.0		15.0
7	Fittje Jannes (DEU)	131.0	15.0	10.0	6.0	10.0	12.0		12.0	15.0	18.0		6.0		8.0		1.0		12.0						6.0	
8	Nielsen Nicklas (DNK)	106.0	1.0	2.0	4.0	6.0	10.0	15.0							10.0	15.0	12.0	12.0	15.0							4.0
9	Laliberte Kami (FRA)	94.5		4.0		2.0	8.0		18.0											1.0	4.0	8.0	12.5	4.0	15.0	18.0
10	Correa Juan Manuel (ITA)	91.0		8.0		8.0	2.0	8.0		2.0		10.0	2.0	15.0				8.0	12.0		8.0	2.0	6.0			
11	Laaksonen Simo (FIN)	88.0		6.0		4.0		18.0				6.0	12.0		1.0		25.0	2.0						2.0	12.0	
12	Zendeli Lirim (DEU)	84.0								8.0	10.0		10.0			1.0					12.0	18.0	3.0	12.0	10.0	
13	Drugovich Felipe (AUT)	77.5		1.0	2.0		1.0		10.0	4.0	6.0	12.0	8.0		4.0			8.0		2.0	12.0	7.5				
14	Aberdein Jonathan (ZAF)	49.0				1.0	4.0					4.0		12.0		2.0			2.0		6.0	1.0	9.0		8.0	
15	Verschoor Richard (NED)	34.0												8.0				6.0	10.0	10.0						
16	Waldherr Michael (DEU)	28.0	6.0		12.0		2.0							2.0		6.0										
17	Scherer Fabio (CHE)	26.0							1.0	25.0																
18	Hoogenboom Leonard (NLD)	25.0							1.0			2.0		18.0			4.0									
19	Flörsch Sophia (DEU)	25.0	4.0		10.0		6.0	1.0						1.0			1.0			2.0						
20	van Uitert Job (NLD)	19.0								2.0		1.0	2.0											6.0		8.0
21	Esmeijer Janneau (NLD)	17.0													6.0						1.0	10.0				
22	Müller-Crepon Moritz (CHE)	16.0	10.0																6.0							
23	Meikup Jan-Erik (EST)	6.0											6.0													
24	Piro Cedric (DEU)	5.0											4.0						1.0							
25	Fernandez Wahbeh Sebastian (ITA)	4.0													4.0											
26	Wolf Toni (DEU)	3.0																							1.0	2.0
27	Söderström Oliver (SWE)	2.0																							2.0	
28	Engstler Luca (DEU)	2.0															2.0									
29	Gachot Louis (GBR)	1.0																								1.0



Hockenheimring, Length: 4574 m

# ADAC Formel 4

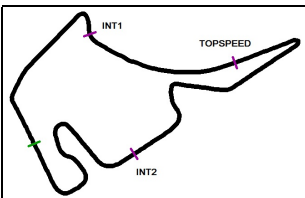
## Driver Cup Race 3

Provisional



Sunday 2.October 2016 15:15

Rank	Name, Nation	Total	Oschersleben			Sachsenring			Lausitzring			Oschersleben			Red Bull Ring			Nürburgring			Zandvoort			Hockenheim		
			Race 1	Race 2	Race 3	Race 1	Race 2	Race 3	Race 1	Race 2	Race 3	Race 1	Race 2	Race 3	Race 1	Race 2	Race 3	Race 1	Race 2	Race 3	Race 1	Race 2	Race 3			
30	Baiz Mauricio (ITA)	1.0																								
31	Gulbrandsen Kenneth (NOR)	1.0			1.0																					



# ADAC Formel 4 Rookie Cup

## Driver Cup Race 3

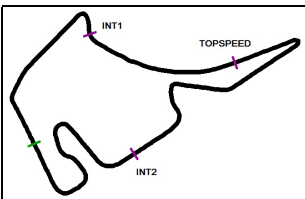
Provisional



Hockenheimring, Length: 4574 m

Sunday 2.October 2016 15:15

Rank	Name, Nation	Total	Oschersleben			Sachsenring			Lausitzring			Oschersleben			Red Bull Ring			Nürburgring			Zandvoort			Hockenheim			
			Race 1	Race 2	Race 3	Race 1	Race 2	Race 3	Race 1	Race 2	Race 3	Race 1	Race 2	Race 3	Race 1	Race 2	Race 3	Race 1	Race 2	Race 3	Race 1	Race 2	Race 3	Race 1	Race 2	Race 3	
1	Nielsen Nicklas (DNK)	317.0	18.0	18.0	25.0	18.0	25.0	25.0		4.0	6.0		8.0	1.0	18.0	25.0	25.0	25.0	18.0	6.0	6.0	8.0	3.0	15.0	2.0	18.0	
2	Vips Juri (ITA)	305.0	25.0		1.0		18.0		18.0	10.0	2.0		2.0		25.0	18.0	18.0	18.0	25.0	25.0	18.0	15.0	5.0	25.0	12.0	25.0	
3	Correa Juan Manuel (ITA)	261.5		25.0	6.0	25.0	15.0	18.0	12.0	15.0	12.0	18.0	15.0	18.0		6.0	12.0	15.0	15.0		15.0	12.0	7.5				
4	Drugovich Felipe (AUT)	259.0	15.0	15.0	18.0	12.0	12.0		25.0	18.0	15.0	25.0	18.0		15.0				10.0	4.0	10.0	18.0	9.0	4.0	1.0	15.0	
5	Zendeli Lirim (DEU)	255.0		12.0		10.0	10.0	12.0	6.0	25.0	18.0	1.0	25.0	8.0	1.0	10.0	10.0		4.0		25.0	25.0	6.0	18.0	25.0	4.0	
6	Aberdein Jonathan (ZAF)	215.5	8.0	2.0	12.0	15.0		15.0		8.0	8.0	15.0	10.0	15.0	2.0	12.0	4.0	10.0	8.0	10.0	12.0	10.0	12.5	8.0	18.0	1.0	
7	Hoogenboom Leonard (NLD)	194.0	12.0	4.0	10.0	2.0	4.0	1.0	15.0	6.0	10.0	12.0	12.0	25.0	12.0	2.0	15.0	8.0	1.0	15.0	1.0	2.0	1.0	2.0	10.0	12.0	
8	Scherer Fabio (CHE)	149.0	10.0	10.0	8.0	8.0	8.0	4.0	10.0	12.0	25.0		6.0	6.0		4.0	8.0	2.0	2.0	8.0	4.0	6.0	2.0	6.0			
9	Brandt Yannik (DEU)	92.5				1.0					4.0	8.0	4.0	10.0	8.0	8.0		4.0	6.0	12.0	2.0	4.0	0.5		15.0	6.0	
10	Verschoor Richard (NED)	65.0										10.0	1.0	12.0					12.0	12.0	18.0						
11	Hanses Julian (DEU)	65.0	1.0	6.0	2.0		6.0	2.0		1.0		6.0		4.0	6.0		6.0				8.0		4.0	1.0	4.0	8.0	
12	Estner Andreas (DEU)	61.0	4.0		4.0	4.0		8.0	8.0			2.0		2.0	4.0	1.0	2.0	1.0		1.0					10.0		10.0
13	Feller Ricardo (CHE)	41.0	2.0	1.0		6.0	1.0	10.0	4.0	2.0	1.0	4.0													8.0	2.0	
14	Gulbrandsen Kenneth (NOR)	37.0	6.0	8.0	15.0		2.0	6.0																			
15	Fernandez Wahbeh Sebastian (ITA)	34.0													10.0	15.0	1.0	6.0		2.0							
16	Bianchi Giacomo (CHE)	18.0																						12.0	6.0		



Hockenheimring, Length: 4574 m

# ADAC Formel 4

## Team Cup Race 3

Provisional



Sunday 2.October 2016 15:15

Rank	Name	Total	Oschersleben			Sachsenring			Lausitzring			Oschersleben			Red Bull Ring			Nürburgring			Zandvoort			Hockenheim		
			Race 1	Race 2	Race 3	Race 1	Race 2	Race 3	Race 1	Race 2	Race 3	Race 1	Race 2	Race 3	Race 1	Race 2	Race 3	Race 1	Race 2	Race 3	Race 1	Race 2	Race 3	Race 1	Race 2	Race 3
1	Prema Powerteam	459.5	12.0	20.0	25.0	12.0	22.0	12.0	26.0	27.0	12.0	25.0	20.0	18.0	10.0	1.0	22.0	35.0	15.0	18.0	25.0	21.0	12.5	23.0	6.0	40.0
2	Van Amersfoort Racing	455.0	25.0	29.0	18.0	22.0	23.0	25.0	26.0	18.0		25.0	25.0		15.0	25.0	15.0	18.0	25.0	6.0	25.0		3.0	29.0	40.0	18.0
3	ADAC Berlin-Brandenburg e.V.	356.0		15.0		25.0	26.0	10.0	4.0	20.0	30.0	8.0	25.0	4.0	8.0	20.0	11.0	15.0	1.0	10.0	30.0	43.0	5.0	30.0	10.0	6.0
4	US Racing	351.0	33.0	28.0	18.0	25.0	12.0	10.0	18.0	25.0	40.0	6.0	10.0	25.0	18.0	22.0		3.0	6.0	23.0	2.0		6.0	1.0	8.0	12.0
5	Lechner Racing	240.0	18.0		27.0	1.0		6.0	15.0	6.0	6.0	18.0		15.0	29.0		8.0	6.0	10.0	27.0		8.0	2.0	10.0	18.0	10.0
6	Neuhauser Racing	220.0	8.0	3.0	10.0	8.0	12.0	15.0	10.0	4.0	8.0	12.0	8.0		18.0	15.0	12.0	12.0	28.0	4.0	6.0	14.0	9.0			4.0
7	Motopark	183.5		6.0	1.0	6.0	6.0	22.0			1.0	7.0	12.0	12.0	2.0	4.0	25.0	12.0	12.0	16.0	8.0	5.0	12.5	2.0	12.0	
8	Jenzer Motorsport	34.0				2.0				1.0	4.0		1.0	10.0						1.0				6.0	1.0	8.0
9	Team Timo Scheider GmbH	29.5	4.0		2.0											8.0					5.0	10.0	0.5			
10	Team Piro Sport Interdental	18.0							2.0					10.0												1.0
11	Liqui Moly Team Engstler	13.0						1.0						6.0			6.0									
12	KUG-Motorsport	11.0												1.0			2.0			2.0					4.0	2.0
13	RB Racing SA	7.0													1.0	6.0										
14	Rennsport Rössler	2.0																							2.0	
15	RS Competition	1.0	1.0																							